



# Islamabad Medical & Dental College

## Learning Management System

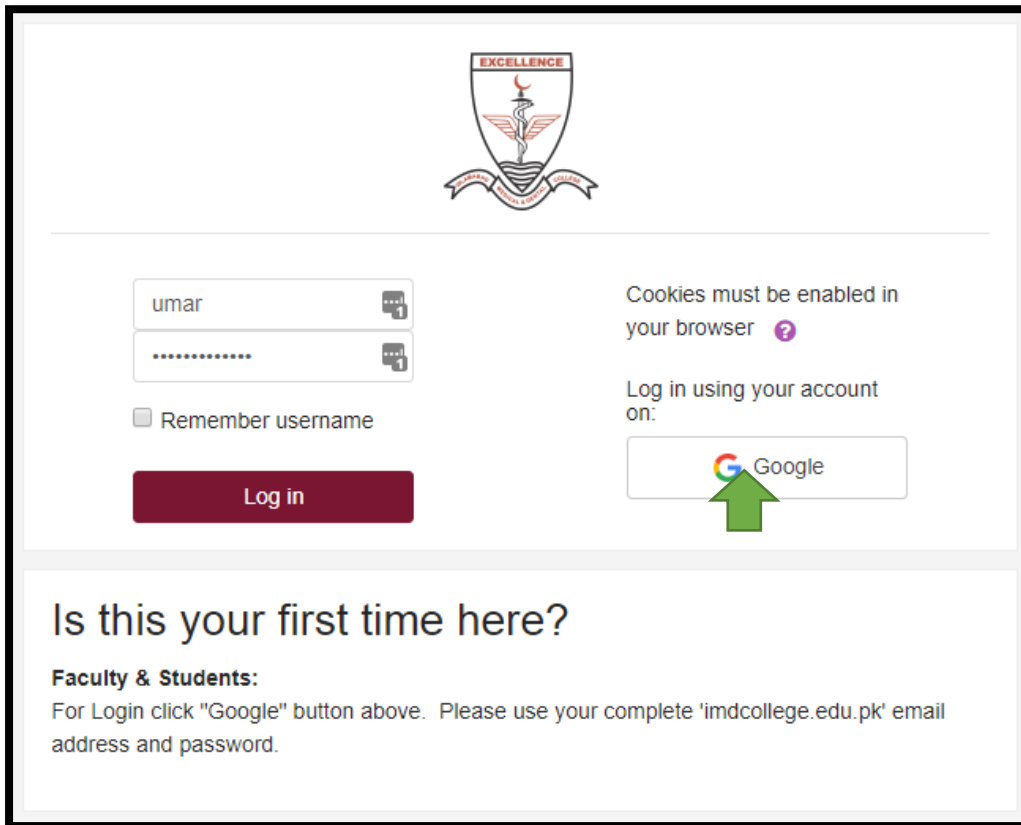
IMDC-LMS

URL: <https://lms.imdcollege.edu.pk>

User Guide

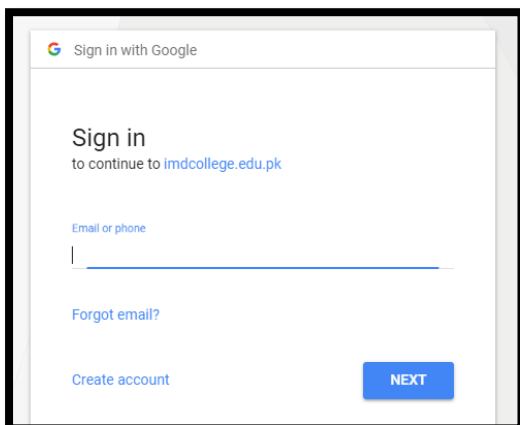
IMDC-LMS can be accessed at <https://lms.imdcollege.edu.pk> through any browser on a computer connected to internet.

The below screen will be presented. Please click on **Google** button.

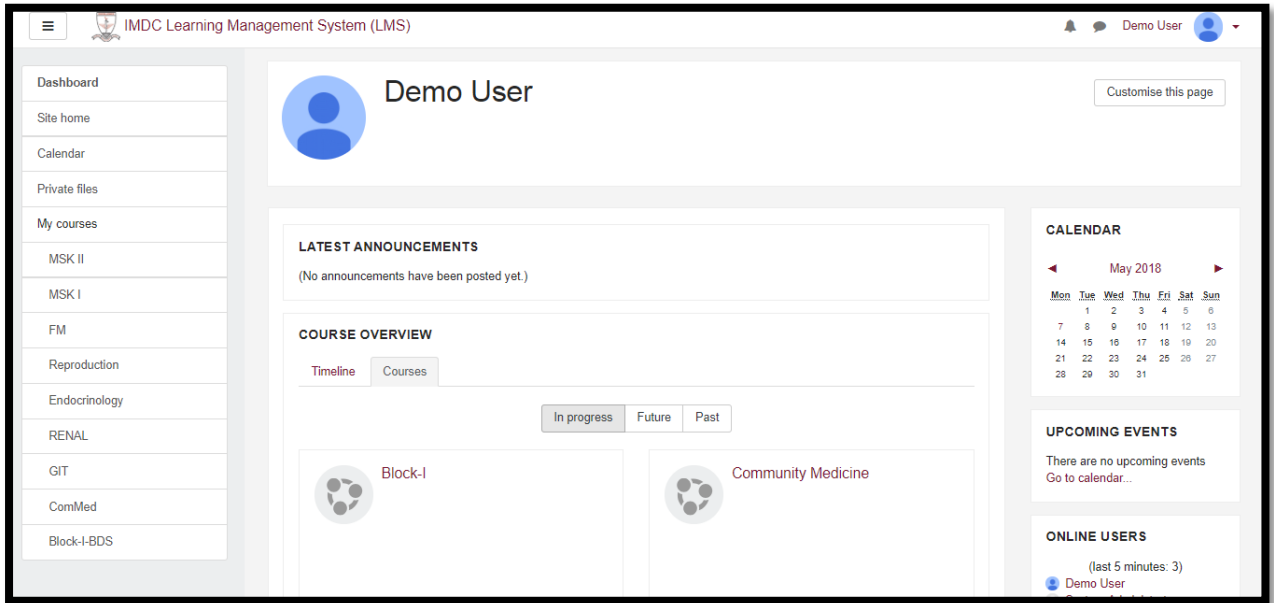
The login page for IMDC-LMS. At the top center is the college's crest featuring a caduceus and the word "EXCELLENCE". Below the crest are two input fields: the first contains the username "umar" and the second contains a masked password ".....". To the right of these fields is a message: "Cookies must be enabled in your browser" with a question mark icon. Below the password field is a checkbox labeled "Remember username". A dark red "Log in" button is positioned below the input fields. To the right of the "Log in" button is a "Log in using your account on:" section with a "Google" button. A green arrow points to the Google button. At the bottom of the page, there is a section titled "Is this your first time here?" with sub-sections for "Faculty & Students:" and instructions: "For Login click 'Google' button above. Please use your complete 'imdcollege.edu.pk' email address and password."

The following screen will be displayed;

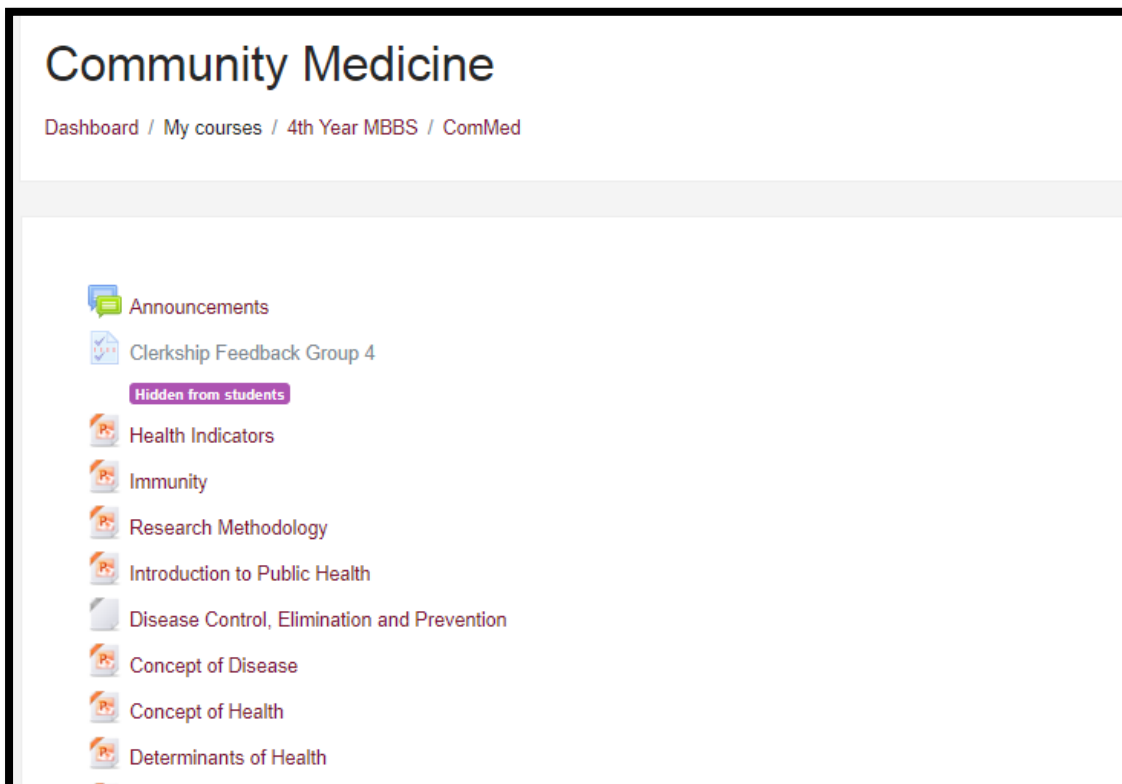
Please user your **complete @imdcollege.edu.pk or @iideas.edu.pk email address** and **password** to login.

A Google sign-in page titled "Sign in with Google". The main heading is "Sign in" with the subtext "to continue to imdcollege.edu.pk". Below this is an input field labeled "Email or phone" with a blue underline. To the left of the input field are links for "Forgot email?" and "Create account". A blue "NEXT" button is located at the bottom right of the page.

After login first screen will be Dashboard and all the courses you are currently enrolled in are listed in the middle of the screen.




Click on the course name and you will be taken to the course main page. From course page you will be able to **download the learning materials** and also complete the **course feedback**.



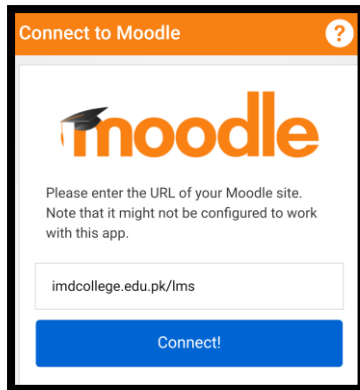
# Moodle (IMDC-LMS) Mobile App Guide

Moodle Mobile is the official mobile app for Moodle.

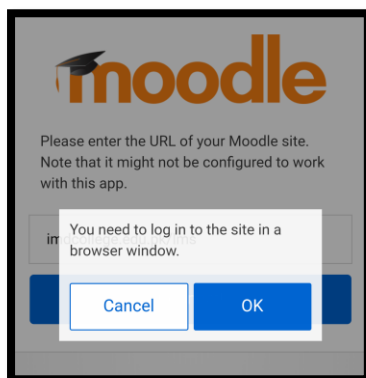


After installation open Moodle Mobile app 

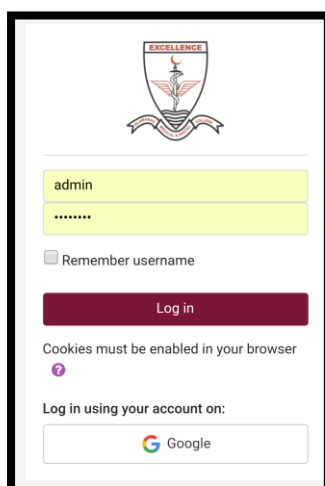
The moodle site URL for app is: [imdcollege.edu.pk/lms](http://imdcollege.edu.pk/lms)



Enter URL and click connect.



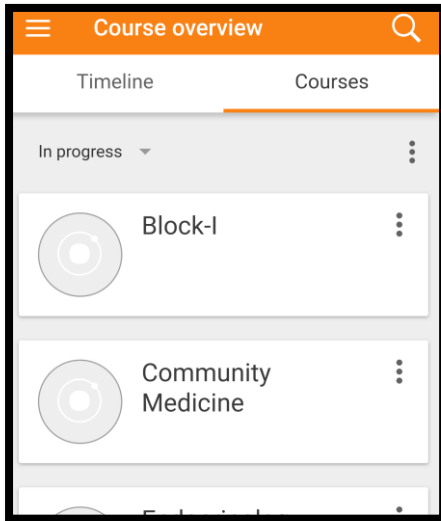
Click OK and a browser window will open.



Please use your **complete @imdcollege.edu.pk or @iideas.edu.pk email address** and **password** to login.

Please note: You may be required to logout other google account like @gmail.com from mobile browser to login with your college email address.

After successful login you will be redirected to moodle app course overview.



Click on the course name to view details.

